




VERSANT ENGLISH PLACEMENT TEST

TEST INSTRUCTIONS

SET UP REQUIREMENTS

1. Computer (PC or laptop).
2. Stable Internet Connection.
3. Headsets with Built-In Microphone.



Computer
(PC or laptop)



Stable Internet
Connection



Headsets with
Built-In Microphone

TECHNICAL REQUIREMENTS

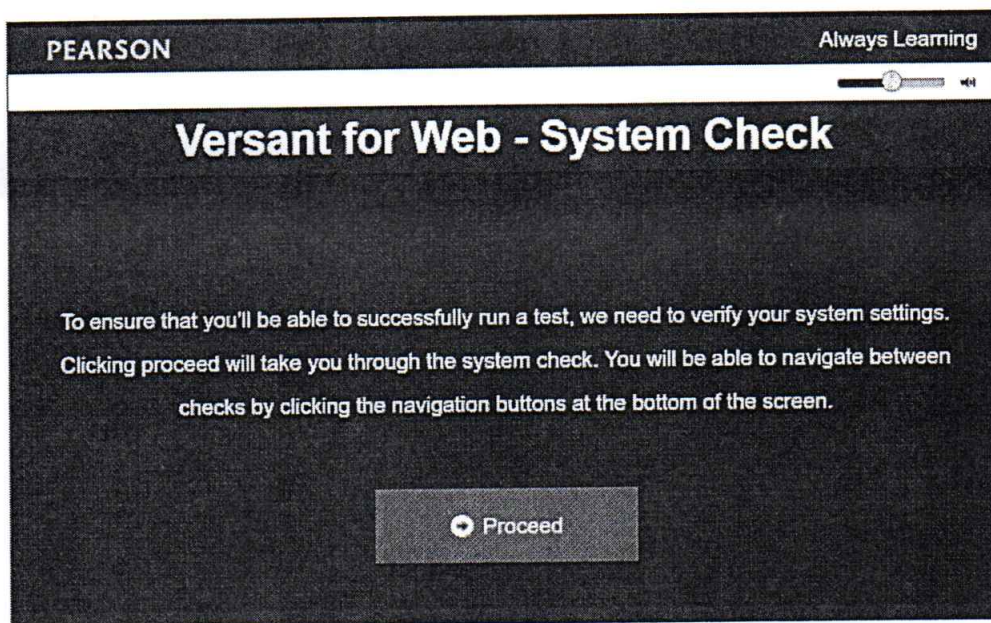
For the best possible testing experience, please ensure that your computer is up-to-date. If you are unsure if your software is current, don't worry, Versant for Web will double check for you and help you update

Note: Versant for Web does not support tablets or smartphones.

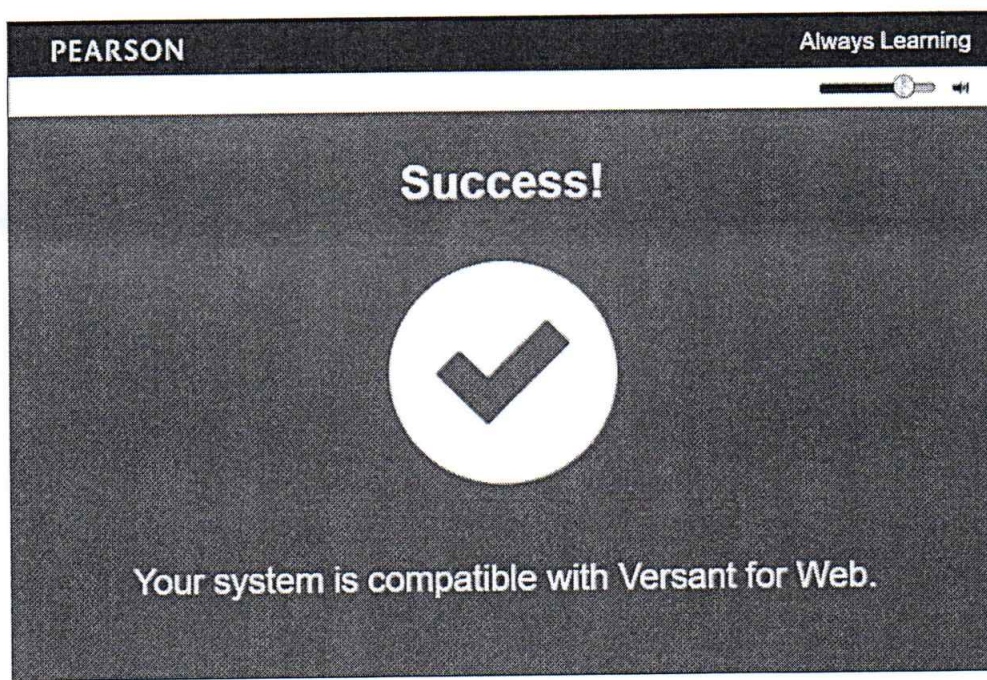
Computer	Operating System	Windows XP or higher Mac OS 10.6 or higher Linux	
	Browser Requirement	Chrome v49 or higher * <i>Recommended</i>	
		Firefox v47 or higher * <i>Recommended</i>	
		Internet Explorer v11 or higher	
		Safari 8 or higher	
	Network bandwidth	32 Kbps per user (measured during the user's system check)	
	Processor	Processor: Intel Pentium Core/Celeron family/ AMD K6/Athlon/Duron family Memory: 1 Gb or more Speed: 2 GHz or higher	
	Screen Resolution	1024 x 768	
	Other requirements	Adobe Flash v28 or higher for IE and Safari	
Headset	Headphone function	Sound mode	Stereo
		Earpiece	Both
		Driver unit size	32 mm
		Frequency response	20 ~ 20000 Hz
		Impedance	32 ohms
	Microphone function	Frequency response	100-1200 Hz
		Impedance	3320 ohms

Before Starting the test, go to: <https://ptpprod.pearsontestservices.com/wizard> and follow the instructions as prompted. When you see the message "Success! Your system is compatible with Versant for Web.", proceed to the next step.


SYSTEM CHECK



SUCCESS!



TAKING THE TEST 4 STEPS PROCESS




Student accesses the test via their PC or laptop



Student responds to test questions or tasks



Responses are sent to the Versant scoring system



Versant scores the test and posts scores to the web reporting tool

The VEPT measures a student's ability in four areas



Speaking



Writing



Listening



Reading

TEST STRUCTURE

1. Test takes 50 minutes.
2. 81 questions.
3. 9 Task Types (Read Aloud, Repeats, Sentence Building, Conversations, Typing, Sentence Completion, Dictation, Passage Reconstruction, Summary and Opinion)

VEPT DEMO



View full demo
available online

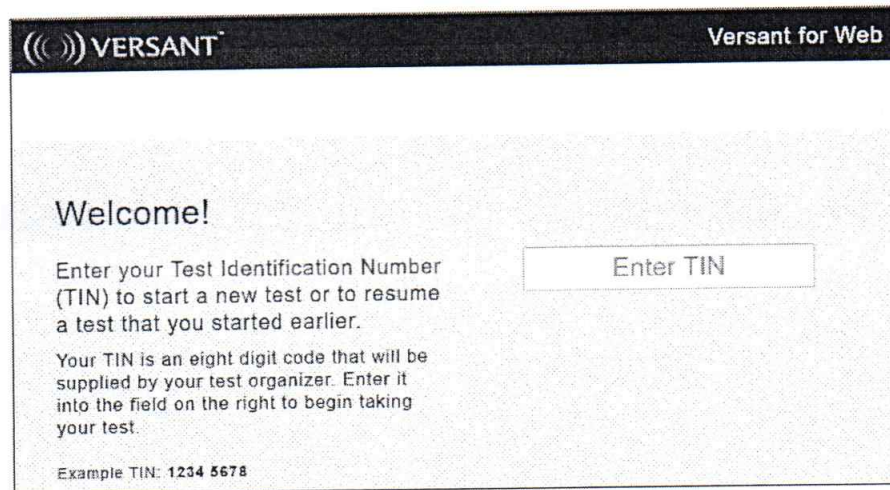
[http://www.versanttest.com/salesdemo.jsp?
video=versant english placement](http://www.versanttest.com/salesdemo.jsp?video=versant%20english%20placement)

TAKING A TEST

1. Access the Versant Testing System on your device.

To access to the test, please click URL below:

https://ptpprod.pearsontestservices.com/take_test



VERSANT Versant for Web

Welcome!

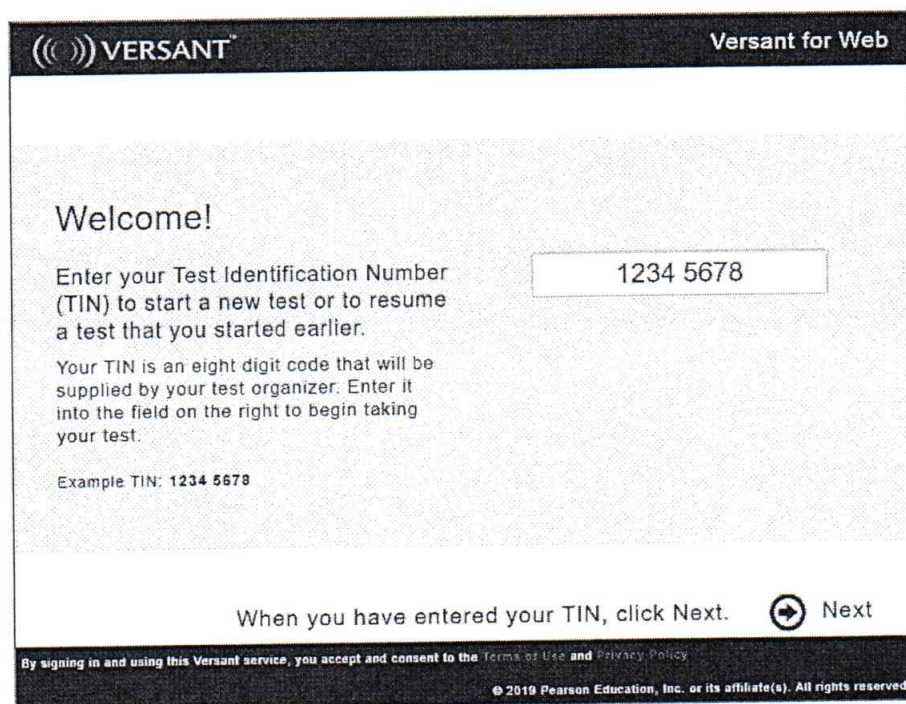
Enter your Test Identification Number (TIN) to start a new test or to resume a test that you started earlier.

Your TIN is an eight digit code that will be supplied by your test organizer. Enter it into the field on the right to begin taking your test.

Example TIN: 1234 5678

2. Enter your Test Identification Number (TIN).

A TIN is your unique test ID number and is needed to take your test.



VERSANT Versant for Web


Welcome!

Enter your Test Identification Number (TIN) to start a new test or to resume a test that you started earlier.

Your TIN is an eight digit code that will be supplied by your test organizer. Enter it into the field on the right to begin taking your test.

Example TIN: 1234 5678

1234 5678

When you have entered your TIN, click Next.  Next

By signing in and using this Versant service, you accept and consent to the [Terms of Use](#) and [Privacy Policy](#).

© 2019 Pearson Education, Inc. or its affiliate(s). All rights reserved.

3. Listen to and respond to test questions. Refer to our Test Taking Tips for more best practices on how to take a Versant test.



SAMPLE TEST

PEARSON

Versant English Test - Demo

Part A: Reading

Please read the sentences as you are instructed.

1. Traffic is a huge problem in Southern California.

2. The endless city has no coherent mass transit system.

3. Sharing rides was going to be the solution to rush-hour traffic.

4. Most people still want to drive their own cars, though.

Part B: Repeats

Please repeat each sentence that you hear.

Example:

a voice says, "Leave town on the next train."

and you say, "Leave town on the next train."

Part C: Questions

Now, please just give a simple answer to the questions.

Example:

a voice says, "Would you get water from a bottle or a newspaper?"

and you say, "a bottle" or "from a bottle".

Part E: Story Retellings

You will hear three brief stories. Each story will be spoken once, followed by a beep. When you hear the beep, you will have 30 seconds to retell the story in English. Try to retell as much of the story as you can, including the situation, characters, actions, and ending. You will hear another beep at the end of the 30 seconds.

Part D: Sentence Builds

Now, please rearrange the word groups into a sentence.

Example:

a voice says, "was reading" ... "my mother" ... "her favorite magazine"
and you say, "My mother was reading her favorite magazine".

Part F: Open Questions

You will hear two questions about family life or personal choices. Each question will be spoken twice, followed by a beep. When you hear the beep, you will have 40 seconds to answer the question. You will hear another beep at the end of the 40 seconds.

PEARSON

Versant English Test - Demo

Time Left

0:07

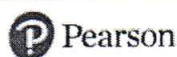
Thank you for taking the Versant Test.

Finish

4. Check your score report for next steps. Go to the Test Score Lookup area of our website and click on "Get Score". Enter your Test

To access to get score report, please click URL below:

<https://www.pearson.com/english/en/versant/score.html>



Versant Test Score Lookup

Enter your Test Identification Number (TIN) in the space below to obtain your Versant score report.

Having trouble viewing your score? Visit our FAQs for more information.

TIN:

☒ I'm not a robot




Get score

SCORE REPORT

The score report is available immediately after the test is completed. Provides accurate Overall score and diagnostic breakout scores in all four skills.

Rich detail that also includes:

- Suggestion for improvement
- Detailed descriptions of language capabilities
- Score mappings to Global Scale of English (GSE) in addition to Common European Framework of Reference (CEFR)



SCORE REPORT

Versant English Placement Test

Test Taker: Test Taker 1 - testtaker1.org
 Test Identification Number: 12345678
 Test Completion Date: January 1, 2016
 Test Completion Time: 1:23 PM (UTC)

OVERALL SCORE
53

SKILL AREA	SCORE	20	30	40	50	60	70
Overall	53	[Progress bar showing 53%]					
Speaking	57	[Progress bar showing 57%]					
Listening	43	[Progress bar showing 43%]					
Writing	57	[Progress bar showing 57%]					
Reading	52	[Progress bar showing 52%]					

SKILL AREA	UNDERSTANDING CANDIDATE'S CAPABILITIES
Overall	Candidate can handle many utterances using a variety of words and structures, and can follow and sometimes participate in a native-based conversation. Pronunciation is mostly intelligible, candidate can express some composite information on familiar topics to a cooperative listener. Candidate understands texts using a variety of words and structures, and given enough time can produce written texts for general purposes. Writing contains errors or inappropriate word choice, but the message is clear to a sympathetic reader.
Speaking	Candidate produces a range of meaningful sentences. Candidate speaks with adequate rhythm but with some inappropriate phrasing and pausing, and produces many vowels and consonants in a clear manner, although some sounds are non-native.
Listening	Candidate understands simple everyday conversational speech when it is spoken clearly and directed at him/her.
Writing	Candidate writes clear, connected texts on a variety of subjects using a sufficient range of grammatical structures and a good range of common English words.
Reading	Candidate reads, understands and responds to simple written texts, but has difficulty dealing with more complex texts.

© 2016 Pearson Education, Inc. or its affiliates. All rights reserved. Original and Versant are trademarks in the U.S. and/or other countries of Pearson Education, Inc. or its affiliates. Other names may be the trademarks of their respective owners.
 For more information, visit us online at www.versanttest.com

PEARSON

SCORE REPORT

TO IMPROVE, A CANDIDATE AT THIS LEVEL SHOULD:

- Practice keeping up with language spoken at a normal speed by watching and summarizing TV news and current affairs programs, documentaries, news interviews, talk shows, plays, and films.
- Practice delivering announcements or talks on general topics, departing spontaneously from the prepared text as needed and following up on interesting points raised by friends or classmates.
- Focus on developing a clear pronunciation and intonation.
- Practice reading texts or business documents likely to be encountered in your personal and professional life, identifying main points, specific details, and attitudes.
- Pick a topic, item, or feeling you want to describe or express and learn words and expressions to do it from a dictionary or textbook.
- Practice writing personal letters and emails sharing your thoughts about abstract topics such as books, music, and film.

TYPING SPEED AND ACCURACY:

Some sections of the Versant English Placement test require written responses; therefore, the candidate must have adequate typing skills to be scores fairly and accurately. This table shows how quickly and accurately the candidate was able to type during Part E. Typing speed is the number of words typed in one minute. Typing accuracy refers to the percentage correctly typed. For a valid typing score, candidates should type faster than 12 WPM with higher than 90% accuracy.

TYPING SPEED	TYPING ACCURACY
71 (Words per Minute)	92% (Words Typed Accurately)

RELATIONSHIP TO OTHER SCORES AND LEVELS:

Research has been conducted to explore how a Versant English Placement test overall score relates to other scales that measure or describe language proficiency. Descriptors from the Common European Framework of Reference for Languages (Council of Europe, 2001) were used by experienced raters while listening to and reading candidates' performances and deciding on their levels of competence.

TEST/SCORE	SCORE/RANGE
GSE	Corresponding GSE score: 53 The Global Scale of English (GSE) is reported on a scale from 10 to 90. The GSE has been aligned to the Common European Framework of Reference for Languages and provides a common, empirically validated equivalence for Pearson tests measuring English ability.
CEFR	Corresponding level in the Common European Framework of Reference (CEFR): B1: Pre-Intermediate User Can understand the main points of clear standard input on familiar matters regularly encountered in work, school, leisure, etc. Can deal with most situations likely to arise while traveling in an area where the language is spoken. Can produce simple connected text on topics which are familiar or of a personal interest. Can describe experiences and events, dreams, hopes and ambitions and briefly give reasons and explanations for opinions and plans.